

Journal section: Oral Surgery  
 Publication Types: Review

doi:10.4317/medoral.22731  
<http://dx.doi.org/doi:10.4317/medoral.22731>

## Efficacy of proteolytic enzyme bromelain on health outcomes after third molar surgery. Systematic review and meta-analysis of randomized clinical trials

Mário-Luis-Tavares Mendes <sup>1</sup>, Edmundo-Marques do Nascimento-Júnior <sup>1</sup>, Daniele-Machado Reinheimer <sup>1</sup>, Paulo-Ricardo-Saquete Martins-Filho <sup>2</sup>

<sup>1</sup> MSc, Investigative Pathology Laboratory, Federal University of Sergipe, Brazil

<sup>2</sup> PhD, Investigative Pathology Laboratory, Federal University of Sergipe, Brazil

### Correspondence:

Universidade Federal de Sergipe  
 Hospital Universitário  
 Laboratório de Patologia Investigativa  
 Rua Cláudio Batista, s/n  
 Bairro Sanatório. Aracaju, Sergipe, Brasil  
 CEP: 49060-100  
[martins-filho@ufs.br](mailto:martins-filho@ufs.br)

Mendes MLT, do Nascimento-Júnior EM, Reinheimer DM, Martins-Filho PRS. Efficacy of proteolytic enzyme bromelain on health outcomes after third molar surgery. Systematic review and meta-analysis of randomized clinical trials. Med Oral Patol Oral Cir Bucal. 2019 Jan 1;24 (1):e61-9.  
<http://www.medicinaoral.com/medoralfree01/v24i1/medoralv24i1p61.pdf>

Received: 25/08/2018  
 Accepted: 12/11/2018

Article Number: 22731 <http://www.medicinaoral.com/>  
 © Medicina Oral S. L. C.I.F. B 96689336 - pISSN 1698-4447 - eISSN: 1698-6946  
 eMail: [medicina@medicinaoral.com](mailto:medicina@medicinaoral.com)  
**Indexed in:**  
 Science Citation Index Expanded  
 Journal Citation Reports  
 Index Medicus, MEDLINE, PubMed  
 Scopus, Embase and Emcare  
 Índice Médico Español

### Abstract

**Background:** Bromelain is a cysteine protease isolated from pineapple with a range of biological properties including platelet aggregation inhibition and anti-inflammatory effects. Recent studies have evaluated the clinical implications of bromelain in reducing postoperative inflammatory complications after third molar surgery, but the results are contrasting. This systematic review and meta-analysis evaluated the effects of bromelain on health outcomes in patients submitted to third molar surgery.

**Material and methods:** The study was conducted following the PRISMA statement. Searches were conducted in six electronic databases and Google Scholar from inception to May 2018. The following elements were used to define eligibility criteria: (1) population: patients undergoing third molar surgery; (2) intervention and controls: bromelain vs placebo or no-treatment control group; (3) outcomes: quality of life, postoperative pain, rescue analgesic consumption, facial swelling, and trismus; and (4) study type: randomized clinical trials (RCTs). Treatment effects were defined as weighted (WMD) or standardized mean difference (SMD) and 95% CIs.

**Results:** Six RCTs were included in the meta-analysis. There was large effect size of bromelain on improving physical appearance (SMD -0.77, CI% 95 -1.11 to -0.42), social isolation (SMD -0.97, CI% 95 -1.74 to -0.21), and sleep quality (SMD -1.19, CI% 95 -1.97 to -0.40) during the first postoperative week. Differences in pain intensity were found during the first 24h (SMD -0.49, CI 95% -0.82 to -0.17) and 7 days after surgery (SMD -0.52, CI 95% -0.79 to -0.24). No evidence was found that bromelain was effective in reducing trismus and facial swelling.

**Conclusions:** The currently available evidence suggests that bromelain has a beneficial effect in reducing pain and has a positive impact on patient quality of life after third molar surgery. However, therapeutic advances for the use of bromelain need a high level of evidence and further head-to-head RCTs are needed to inform clinical choices.

**Key words:** Bromelain, third molar, oral surgical procedures.

## Introduction

In recent years, evidence has emerged on the efficacy of proteolytic enzymes in diverse health-related conditions. Bromelain is a complex natural mixture of protein-digesting enzymes derived from the fruit or stem of pineapple (*Ananas cosmosus*) used as a phytomedical compound with a range of therapeutic benefits (1). It has diverse biological properties including platelet aggregation inhibition and anti-inflammatory effects which seem to be related to proteolytic activity (2). In addition, it has been suggested that aqueous extract from the crown leaves of pineapple containing bromelain presents antibacterial and antifungal activities, and presents potential use in treating microbial infections (3).

Bromelain is considered to be nontoxic and may be used at daily doses of 200 to 2,000 mg/kg, for prolonged periods of time (4). The degree to which bromelain and its components are absorbed and retain function still remains to be elucidated, but studies have suggested that oral administration of this proteolytically active pineapple extract is absorbed into the intestines and remains biologically active with a half-life of ~6–9 h and plasma concentration reaching as much as 5,000 pg/ml by 48 h after oral multidosing of 3g/day (5).

Reports from preliminary clinical studies have indicate the potential safety and efficacy of bromelain-based enzymatic debridement in chronic wounds(6) and deep burn injuries (7). In addition, reports have shown that anti-inflammatory and analgesic characteristics of bromelain could be useful in the treatment of several chronic inflammatory disorders as osteoarthritis and rheumatoid arthritis (8–10). Recent studies have evaluated the clinical implications of bromelain in reducing postoperative inflammatory complications after third molar surgery (11,12), but the results are contrasting (13).

Removal of impacted third molars is one of the most frequent procedures in oral surgery, but is commonly associated to postoperative pain, swelling, and trismus (14). These complications are thought to arise from inflammatory response which is a direct and immediate consequence of the surgical procedure, and may lead in patient discomfort and negatively affect their quality of life (15). The aim of this study is to perform a systematic review and meta-analysis to evaluate the effects of bromelain on postoperative pain, analgesic consumption, facial swelling, trismus, and quality of life in patients submitted to third molar surgery.

## Material and Methods

This study was conducted following the Preferred Reporting Items for Systematic Reviews and Meta-Analyses statement(16) and supplemented by guidance from the Cochrane Collaboration Handbook for Systematic Reviews of Interventions (17). Institutional review

board approval and informed consent were not required for this systematic review and meta-analysis.

### -Search Strategy

Searches for RCTs were performed in PubMed, Web of Science, SCOPUS, Cochrane Central Register of Controlled Trials, and the website ClinicalTrials.gov from inception to May 2018. A gray-literature search included Google Scholar and OpenThesis. The first 100 results of the Google Scholar search were analyzed. The search was limited to studies published in full-text versions, without language restriction. The reference lists of all eligible studies and reviews were scanned to identify additional studies for inclusion. The structured search strategy used the following terms: (proteolytic enzyme OR protease OR proteinase OR bromelin OR bromelain) AND (third molar OR third molars OR wisdom tooth OR wisdom teeth). To expand the number of eligible articles, there is no use of filters in the search.

### -Study Selection and Eligibility Criteria

Two reviewers (M.L.T.M. and E.M. do N.-J.) independently screened the search results and identified studies that were potentially relevant based on their title and abstract. Relevant studies were read in full text and selected according to eligibility criteria. Disagreements between the 2 reviewers were resolved by consensus or by a third reviewer (P.R.S.M.-F.).

The following PICOT (Population, Intervention, Comparison, Outcomes, Type of study) elements were used to define the eligibility criteria: (1) population (patients submitted to removal of impacted third molars), (2) intervention and comparison (administration of bromelain vs placebo or no treatment control group), (3) outcomes (primary outcome was quality of life and secondary outcomes were postoperative pain, rescue analgesic consumption, facial swelling, and trismus), and (4) study type (RCTs). Eligible studies must report at least 1 of the outcomes of interest.

### -Data Extraction and Risk of Bias Assessment

Using a standardized data extraction sheet, the following information from the studies were extracted: demographic characteristics of study participants, preoperative and postoperative medication, duration of follow-up, and outcome data.

Risk of bias was assessed according to the Cochrane guidelines for RCTs. Seven domains were assessed for evaluation: sequence generation and allocation concealment (selection bias), blinding of participants and personnel (performance bias), blinding of outcome assessment (detection bias), incomplete outcome data (attrition bias), selective outcome reporting (reporting bias), and other potential sources of bias. Risk of bias was rated as low, unclear, or high according to established criteria (17).

Data extraction and risk of bias assessment were performed by two independent reviewers (M.L.T.M. and

E.M. do N.-J.), and disagreements were resolved by consensus or by a third reviewer (P.R.S.M.-F).

#### -Data Synthesis

Treatment effects of bromelain on quality of life, pain, analgesic consumption, trismus, and facial swelling were defined as standardized mean difference (SMD) and 95% confidence intervals (CIs). The use of rescue medication during the first postoperative week was analyzed using weighted mean difference (WMD). To calculate the effect sizes, means and standard deviations (SD) were obtained for each study group and outcome of interest. Differences between groups were meta-analyzed using the generic inverse-variance method.

Effect size was determined by calculating Cohen's *d* statistic (18). A value of 0.2 was considered a small effect, a value of 0.5 a medium effect, and a value of 0.8 a large effect. A negative effect size indicated that bromelain had beneficial effects on short-term outcomes. Trismus and facial swelling were analyzed based on change-from-baseline measures (19).

A forest plot was used to present the effect sizes and the 95% CIs. A 2-tailed *p* value < 0.05 was used to determine significance. Statistical heterogeneity was assessed using the Cochran *Q* test(20) and quantified by the *I*<sup>2</sup> index (21). Subgroup analyses were performed according to the follow-up time. Leave-one-out sensitivity analysis was performed to evaluate the influence of control groups (placebo or no treatment control group) on effect sizes. Analyses were conducted using Review Manager, version 5.3 (Cochrane IMS).

#### -Grading the Strength of Evidence

We graded the strength of evidence for the effect of bromelain on quality of life and postoperative pain as high, moderate, low or very low using the Grading of Recommendations Assessment, Development, and Evaluation (GRADE) rating system. In the GRADE system, RCTs begin as high-quality evidence but may be lowered by 1 or more of 5 categories of limitations: risk of bias, inconsistency (heterogeneity), indirectness of evidence, imprecision, and publication bias (22,23).

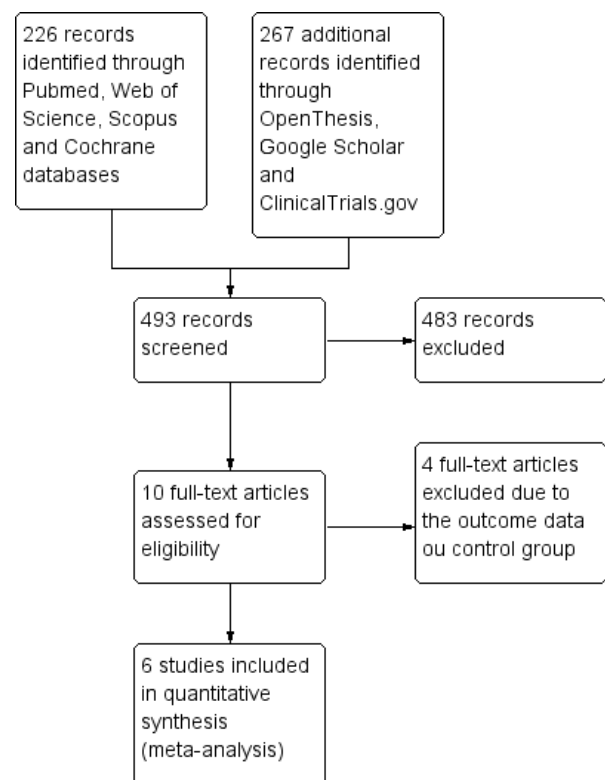
## Results

#### -Data Sources

Search strategy yielded 493 potentially relevant studies. After screening titles and abstracts, 10 full-text articles were assessed for eligibility and 6 RCTs (11–13,24–26) were included in the meta-analysis. A flow diagram of the study selection process and specific reasons for exclusion are detailed in Figure 1.

#### -Study Characteristics and Risk of Bias Assessment

The total number of patients included in the RCTs was 312. Most surgical procedures were performed for removal impacted mandibular third molars in healthy young adults. In all studies, bromelain was administered orally, but there were differences in daily dose fre-



**Fig. 1:** Flow diagram of literature search and screening process.

quency and time of treatment. Paracetamol 500mg was prescribed as a rescue medication for pain relief in 4 studies (11,13,24,25) and analgesic consumption within the first postoperative week was included as an outcome of interest.

Postoperative pain was measured using a 10-point visual analogue scale (VAS)(11-13,25) or a 0-4 Likert-type scale (26). Trismus was evaluated as maximum interincisal distance (MID) (11,13,24). Measurements of postoperative swelling were heterogeneous among studies and included 3D evaluation (25), 10-point VAS (13), and use of facial linear distances (11,12,24). Three studies evaluated quality of life during the first postoperative week, 2 using the Postoperative Symptom Severity (PoSSe) scale (12,24) and one using the Majid scale (11). The main characteristics of RCTs are presented in Table 1. Most studies had unclear risk of bias (Fig. 2).

#### -Data Synthesis

##### Quality of life

The meta-analysis evaluating the effect of bromelain on quality of life after third molar removal was based on results of 3 studies (11,12,24). It was found a moderate to large effect size of bromelain on improving eating (SMD -0.59, CI% 95 -1.05 to -0.14), physical appearance (SMD -0.77, CI% 95 -1.11 to -0.42), social isolation (SMD -0.97, CI% 95 -1.74 to -0.21), and sleep quality (SMD -1.19, CI% 95 -1.97 to -0.40) during the first postoperative week (Fig. 3).

Table 1: Characteristics of studies included in the meta-analysis.

Author	Year	n	Age (y)	Intervention	Medications	Follow-up visits	Key findings
<b>de la Barrera-Nunez et al.</b>	2014	34	23.8	T: 50mg, orally, 3x/day during the first 3 days, and 2x/day from the fourth to the seventh day C: Placebo	Antibiotics: amoxicillin / clavulanic acid 875/125mg, 3x/day, for 7 days Analgesics: paracetamol 500 mg as first step rescue and metamizole 575mg as second step rescue	1 <sup>st</sup> , 3 <sup>rd</sup> and 7 <sup>th</sup> days	No significant differences were observed in the assessment of pain, swelling, and trismus between groups
<b>Ordiesi et al.</b>	2014	80	28.7 T / 30 C	T: 50mg, orally, 2x/day, for 7 days C: No treatment	Antibiotics: amoxicillin 1g, every 12 hours, for 6 days Analgesics: paracetamol 500mg was prescribed to be taken as required for pain relief	1 <sup>st</sup> , 2 <sup>nd</sup> and 7 <sup>th</sup> days	Postoperative pain and edema were significantly lower for patients receiving bromelain
<b>Majid et al.</b>	2014	30	18-35	T: 250mg, orally, 4x/day, for 4 days C: Placebo solution	Antibiotics: erythromycin 250mg, 4x/day, for 5 days Analgesics: paracetamol 500 mg was prescribed to be taken as required for pain relief	1 <sup>st</sup> , 3 <sup>rd</sup> and 7 <sup>th</sup> days	Patients receiving bromelain showed improvement in postoperative pain. No differences were found between groups for swelling and mouth opening. Quality of life in the bromelain group was higher than in the control group
<b>Bormann et al.</b>	2016	68	15-40	T: bromelain 500 FIP, orally, 2x/day; bromelain 1000 FIP, orally, 3x/day; or bromelain 1500 FIP, orally, 3x/day C: Placebo solution	Antibiotics: not described Analgesics: paracetamol 500 mg was prescribed to be taken as required for pain relief	2 <sup>nd</sup> and 7 <sup>th</sup> days	No differences were found between bromelain and placebo groups for swelling, pain, use of analgesics, and difficulty of swallowing after surgery
<b>Ghensi et al.</b>	2017	30	20-55	T: 40mg, orally, 4x/day, for 6 days C: Placebo solution	Antibiotics: prophylactic preoperative dose of amoxicillin / clavulanic acid 2g, 1h before surgery Analgesics: paracetamol 500 mg with codeine 30 mg was given immediately after the surgery and was prescribed to be taken as required for pain relief	2 <sup>nd</sup> and 7 <sup>th</sup> days	No differences were found between bromelain and placebo groups for swelling, use of analgesics, and quality of life after surgery
<b>Tan et al.</b>	2018	72	15-45	T: oral bromelain enteric-coated capsule (30.000 UI), 3x/day, for 3 days C: No treatment	Antibiotics: not described Analgesics: ibuprofen was prescribed to be taken as required for pain relief	1 <sup>st</sup> , 3 <sup>rd</sup> and 7 <sup>th</sup> days	Patients receiving bromelain showed improvement in postoperative pain, swelling and mouth opening. Quality of life in the bromelain group was higher than in the control group

T: bromelain group; C: control.

	Random sequence generation (selection bias)	Allocation concealment (selection bias)	Blinding of participants and personnel (performance bias)	Blinding of outcome assessment (detection bias)	Incomplete outcome data (attrition bias)	Selective reporting (reporting bias)	Other bias
Bormann	+	+	+	+	+	?	?
de la Barrera-Nunez	+	?	+	?	+	?	?
Ghensi	?	?	+	+	+	?	?
Majid	+	+	+	?	-	?	?
Ordesi	+	+	?	+	?	?	?
Tan	?	?	?	?	?	?	?

Fig. 2: Risk of bias assessment. Footnote: (+) low risk of bias; (-) high risk of bias; (?) unclear risk of bias.

-Analgesic consumption

Data on analgesic consumption during the first postoperative week was extracted from 4 RCTs(11,24–26). A reduction in rescue medication was found among patients using bromelain compared with control group (WMD -0.98, CI 95% -1.81 to -0.15,  $p = 0.02$ ,  $I^2 = 0\%$ ) (Fig. 4).

-Trismus and facial swelling

Four RCTs(11–13,24) included in these meta-analyses provided sufficient information to analyze the effects of bromelain on trismus and facial swelling. No evidence was found that bromelain was effective in reducing trismus (Fig. 5) and facial swelling (Fig. 5) following third molar surgery.

-Sensitivity analysis

To investigate the potential influence of control groups on the overall meta-analysis estimation, we omitted one study at a time. The “leave-one-out” analysis showed that effect sizes did not change substantially with the exclusion of any one study.

-Strength of evidence

We graded the effects of bromelain on quality of life and pain in patients submitted to third molar surgery as moderate quality of evidence as per the GRADE criteria (Table 2).

Discussion

Nonsteroidal anti-inflammatory drugs (NSAIDs) are commonly used in the management of short-term outcomes following third molar surgery (27). Although

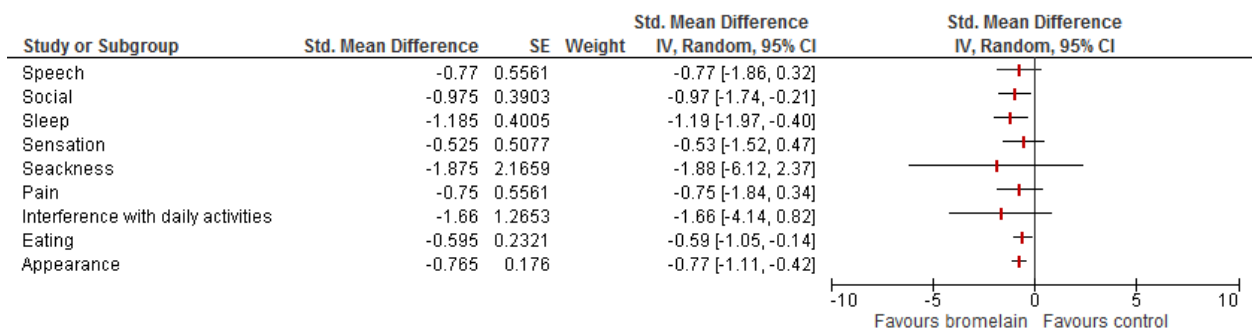


Fig. 3: Forest plot showing the effect of bromelain on quality of life after third molar surgery.

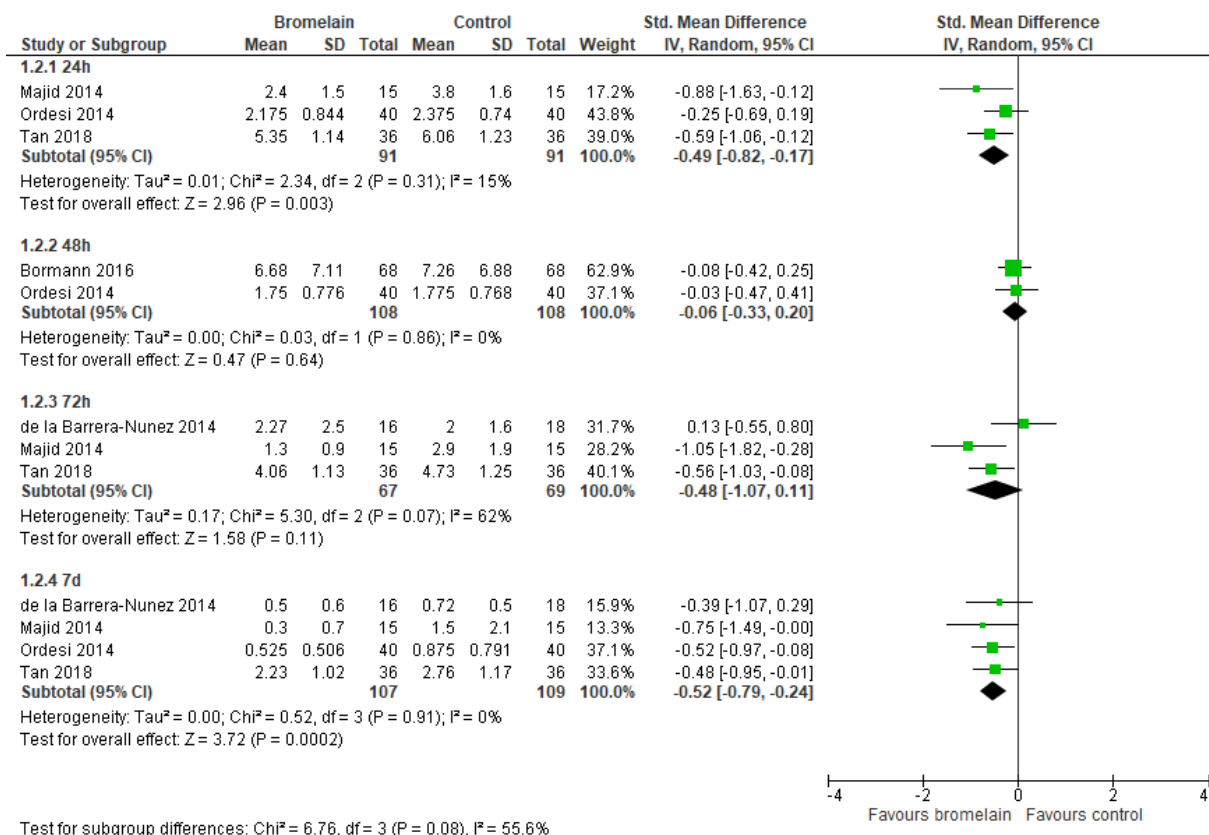
-Postoperative pain

Five RCTs (11–13,25,26) included in this meta-analysis provided sufficient data for pain evaluation during the first postoperative week. We found a moderate effect size of bromelain in reducing pain. Differences in pain intensity were found during the first 24h (SMD -0.49, CI 95% -0.82 to -0.17,  $p = 0.003$ ,  $I^2 = 15\%$ ) and 7 days after surgery (SMD -0.52, CI 95% -0.79 to -0.24,  $p < 0.001$ ,  $I^2 = 0\%$ ) (Fig. 4).

NSAIDs are effective for postoperative pain control, gastrointestinal consequences of NSAIDs are significant and need to be considered when prescribing this group of medications to patients (28). The risk of adverse events with traditional NSAIDs has led to the development of alternative therapeutic options. Important anti-inflammatory response without side effects have been shown using autologous biomaterial (29), low-level laser therapy (30), and phytotherapy (26). Bromelain has been indicated as a natural alternative to conventional



(A)



(B)

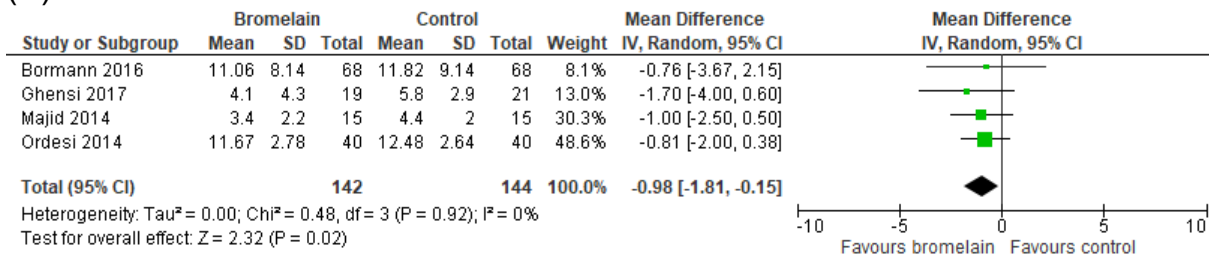


Fig. 4: Efficacy of bromelain on pain (A) and analgesic consumption (B) within the first postoperative week.

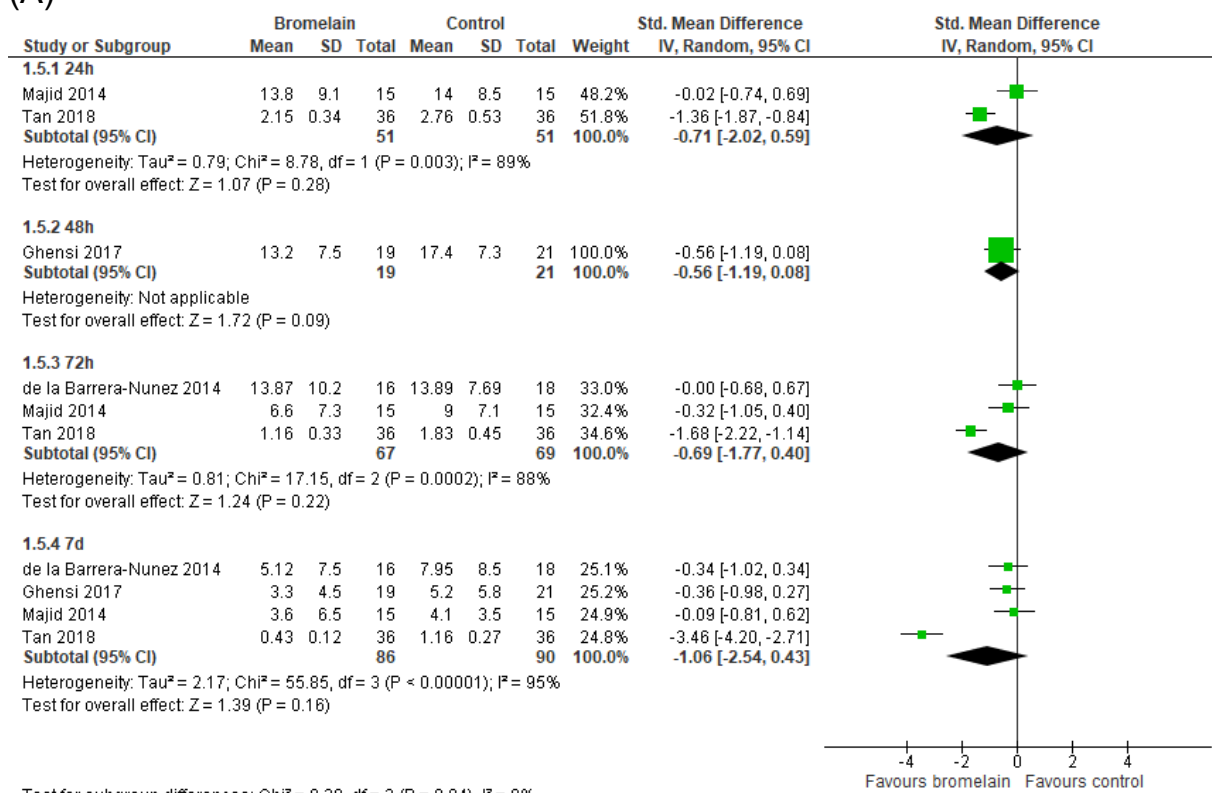
treatment with NSAIDs. In this systematic review and meta-analysis, we evaluated the efficacy of proteolytic enzyme bromelain in reducing postoperative inflammatory complications and its effects on quality of life in patients submitted to third molar surgery.

In this study, we showed that bromelain had a moderate effect size in reducing pain during the first 24h and 7 days after surgery and provided a reduction in the average number of rescue medication required per patient. Although no evidence was found that bromelain was

effective in reducing trismus and facial swelling, bromelain had a moderate to large effect size on improving several domains in quality of life (eating, physical appearance, social isolation, and sleep quality) during the first postoperative week.

It has been shown that bromelain has anti-inflammatory effects due to the inactivation of bradykinin in inflamed tissues leading in decreased levels of prostaglandin E2 (PGE2) and substance P (31,32). In addition, bromelain seems to play an important role as plasminogen

(A)



(B)

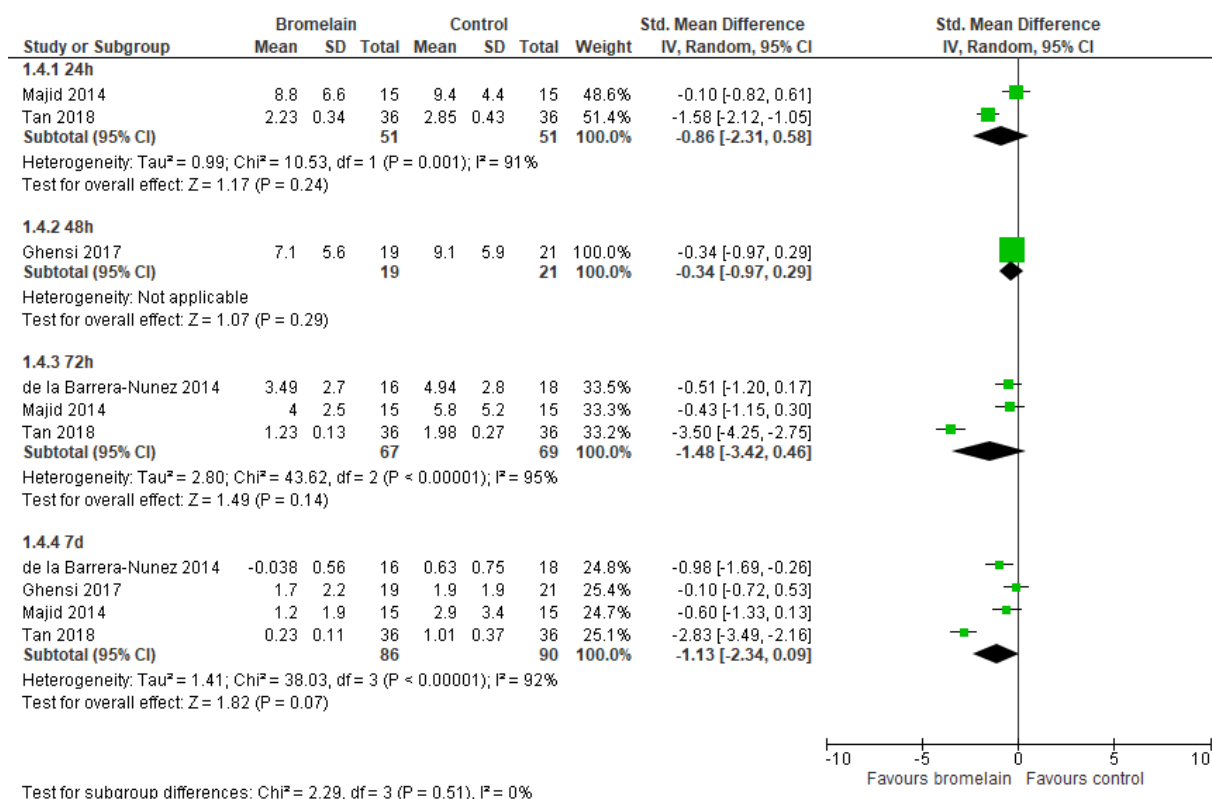


Fig. 5: Efficacy of bromelain on trismus (A) and facial swelling (B) within the first postoperative week.

Table 2: GRADE evidence profile for efficacy of bromelain on health outcomes in third molar surgery

№ of studies	Study design	Risk of bias	Certainty assessment			№ of patients		Effect SMD (95% CI)	Quality	
			Heterogeneity	Indirectness	Imprecision	Other considerations	Bromelain			Control
3	Randomized trials	Serious	Not serious	Not serious	Serious (large CI)	Test for publication bias was not performed Plausible confounding Large effect size	70	72	Eating -0.59 (-1.05 to -0.14) Physical appearance -0.77 (-1.11 to -0.42) Social isolation -0.97 (-1.74 to -0.21) Sleep quality -1.19 (-1.97 to -0.40)	⊕⊕⊕ MODERATE
<b>Pain</b>										
5	Randomized trials	Serious	Not serious	Not serious	Serious (large CI)	Test for publication bias was not performed Plausible confounding Large effect size	175	177	24h: -0.49 (-0.82 to -0.17) 7 days: -0.52 (-0.79 to -0.24)	⊕⊕⊕ MODERATE

CI: Confidence interval; SMD: Standardized Mean difference.

activator leading in decreased levels of serum plasmin and increased vascular permeability, which allows the edema fluid to reenter the vessels and resolving stasis (33). These physiological effects can lead to significant reductions in pain and swelling while enhancing circulation to the site of surgery. Although reducing postoperative pain and improved in quality of life are achieved with bromelain, the results on decreasing facial swelling following third molar surgery are still inconclusive. Furthermore, there is striking lack of safety data for bromelain and rigorous studies are needed to fully characterize bromelain as therapeutic anti-inflammatory agent in surgical care.

The results of this meta-analysis should be interpreted with caution because the pharmacological activities of bromelain in each study and effect estimates may have been influenced by a range of factors including the number of active ingredients whose ratio to each other might vary according to soil composition, climatic conditions during plant growth, variety of pineapple, and manufacturing process (2). In addition, despite commercially available chemical and nutraceutical preparations of bromelain contain predominately stem bromelain (34), the method of purification and the source of pineapple extract in some studies included in this review is uncertain. It has been found that stem bromelain contains high quantities of protease content when compared with bromelain derived from the fruit (5,35).

Moreover, the studies evaluated in this review co-prescribed the bromelain along with rescue analgesics which may lead to confound drug-effect associations. Interestingly, although we found a reduction of pain in patients using bromelain, there was a mean decrease of only one tablet of analgesic rescue medication during the first postoperative week. Pain relief is a subjective experience and the results observed for patients using bromelain could be explained in part by the placebo effect. Optimization of drug prescription and medication management after surgeries should be an important part of clinical decision making but results from head-to-head trials comparing the anti-inflammatory effect of bromelain with and without NSAIDs/analgesics after third molar surgery are scarce and a pragmatic recommendation of bromelain cannot be supported.

The currently available evidence suggests that bromelain has a beneficial effect in reducing pain and has a positive impact on patient quality of life after third molar surgery. However, therapeutic advances for the use of bromelain need a high level of evidence and further head-to-head RCTs are needed to inform clinical choices.

### References

- Rathnavelu V, Alitheen NB, Sohila S, Kanagesan S, Ramesh R. Potential role of bromelain in clinical and therapeutic applications. Biomed reports. 2016;5:283-8.



2. Taussig SJ, Batkin S. Bromelain, the enzyme complex of pineapple (*Ananas comosus*) and its clinical application. An update. *J Ethnopharmacol.* 1988;22:191-203.
3. Dutta S, Bhattacharyya D. Enzymatic, antimicrobial and toxicity studies of the aqueous extract of *Ananas comosus* (pineapple) crown leaf. *J Ethnopharmacol.* 2013;150:451-7.
4. Maurer HR. Bromelain: biochemistry, pharmacology and medical use. *Cell Mol life Sci.* 2001;58:1234-45.
5. Castell JV, Friedrich G, Kuhn CS, Poppe GE. Intestinal absorption of undegraded proteins in men: presence of bromelain in plasma after oral intake. *Am J Physiol.* 1997;273:G139-46.
6. Shoham Y, Krieger Y, Tamir E, Silberstein E, Bogdanov-Berezovsky A, Haik J, et al. Bromelain-based enzymatic debridement of chronic wounds: A preliminary report. *Int Wound J.* 2018;15:769-775.
7. Schulz A, Fuchs PC, Rothermundt I, Hoffmann A, Rosenberg L, Shoham Y, et al. Enzymatic debridement of deeply burned faces: Healing and early scarring based on tissue preservation compared to traditional surgical debridement. *Burns.* 2017;43:1233-43.
8. Conrozier T, Mathieu P, Bonjean M, Marc JF, Renevier JL, Balblanc JC. A complex of three natural anti-inflammatory agents provides relief of osteoarthritis pain. *Altern Ther Health Med.* 2014;20:32-7.
9. Walker AF, Bundy R, Hicks SM, Middleton RW. Bromelain reduces mild acute knee pain and improves well-being in a dose-dependent fashion in an open study of otherwise healthy adults. *Phyto-medicine.* 2002;9:681-6.
10. Jayachandran S, Khobre P. Efficacy of Bromelain along with Trypsin, Rutoside Trihydrate Enzymes and Diclofenac Sodium Combination Therapy for the treatment of TMJ Osteoarthritis - A Randomised Clinical Trial. *J Clin diagnostic Res.* 2017;11:ZC09-ZC11.
11. Majid OW, Al-Mashhadani BA. Perioperative bromelain reduces pain and swelling and improves quality of life measures after mandibular third molar surgery: A randomized, double-blind, placebo-controlled clinical trial. *J Oral Maxillofac Surg.* 2014;72:1043-8.
12. Tan Y, Li P. Bromelain has significant clinical benefits after extraction of the third molar during chemotherapy in patients with hematologic tumor. *Oncol Lett.* 2018;15:2962-6.
13. de la Barrera-Nunez M, Yanez-Vico R, Batista-Cruzado A, Heurtebise-Saavedra J, Castillo-de Oyague R, Torres-Lagares D. Prospective double-blind clinical trial evaluating the effectiveness of Bromelain in the third molar extraction postoperative period. *Med Oral Patol Oral y Cir Bucal.* 2014;19:e157-62.
14. de Santana-Santos T, de Souza-Santos JAS, Martins-Filho PRS, da Silva LCF, de Oliveira E Silva ED, Gomes ACA. Prediction of postoperative facial swelling, pain and trismus following third molar surgery based on preoperative variables. *Med Oral Patol Oral Cir Bucal.* 2013;18:e65-70.
15. McGrath C, Comfort MB, Lo ECM, Luo Y. Changes in life quality following third molar surgery--the immediate postoperative period. *Br Dent J.* 2003;194:265-8;discussion 261.
16. Moher D, Liberati A, Tetzlaff J, Altman DG. Preferred reporting items for systematic reviews and meta-analyses: the PRISMA statement. *Int J Surg.* 2010;8:336-41.
17. Higgins JPT, Altman DG, Gøtzsche PC, Jüni P, Moher D, Oxman AD, et al. The Cochrane Collaboration's tool for assessing risk of bias in randomised trials. *BMJ.* 2011;343:d5928.
18. Cochran WG. The Combination of Estimates from Different Experiments. *Biometrics.* 1954;10:101.
19. Higgins JPT, Deeks JJ, Altman DG. Chapter 16: Special topics in statistics. In: Higgins JPT, Green S (editors), *Cochrane Handbook for Systematic Reviews of Interventions* Version 5.1.0 (updated March 2011). The Cochrane Collaboration, 2011 [Internet].
20. Cochran WG. The Combination of Estimates from Different Experiments. *Biometrics.* 1954;10:101.
21. Higgins JPT, Thompson SG. Quantifying heterogeneity in a meta-analysis. *Stat Med.* 2002;21:1539-58.
22. Guyatt GH, Oxman AD, Vist GE, Kunz R, Falck-Ytter Y, Alonso-Coello P, et al. GRADE: an emerging consensus on rating quality of evidence and strength of recommendations. *BMJ.* 2008 Apr 26;336:924-6.
23. Guyatt GH, Oxman AD, Kunz R, Vist GE, Falck-Ytter Y, Schunemann HJ. What is "quality of evidence" and why is it important to clinicians? *BMJ.* 2008;336:995-8.
24. Ghensi P, Cucchi A, Creminelli L, Tomasi C, Zavan B, Maiorana C. Effect of Oral Administration of Bromelain on Postoperative Discomfort after Third Molar Surgery. *J Craniofac Surg.* 2017;28:e191-7.
25. Bormann KH, Weber K, Kloppenburg H, Koch A, Meiser P, Gellrich NC. Perioperative Bromelain Therapy after Wisdom Teeth Extraction - A Randomized, Placebo-Controlled, Double-Blinded, Three-Armed, Cross-Over Dose-Finding Study. *Phyther Res.* 2016;30:2012-9.
26. Ordesi P, Pisoni L, Nannei P, Macchi M, Borloni R, Siervo S. Therapeutic efficacy of bromelain in impacted third molar surgery: a randomized controlled clinical study. *Quintessence Int (Berl).* 2014;45:679-84.
27. Au AHY, Choi SW, Cheung CW, Leung YY. The Efficacy and Clinical Safety of Various Analgesic Combinations for Post-Operative Pain after Third Molar Surgery: A Systematic Review and Meta-Analysis. Staffieri F, editor. *PLoS One.* 2015;10:e0127611.
28. Ong CKS, Lirk P, Tan CH, Seymour RA. An Evidence-Based Update on Nonsteroidal Anti-Inflammatory Drugs. *Clin Med Res [Internet].* 2007;5:19-34.
29. Canellas JV dos S, Ritto FG, Medeiros PJD. Evaluation of post-operative complications after mandibular third molar surgery with the use of platelet-rich fibrin: a systematic review and meta-analysis. *Int J Oral Maxillofac Surg.* 2017;46:1138-46.
30. Landucci A, Wosny AC, Uetanabaro LC, Moro A, Araujo MR. Efficacy of a single dose of low-level laser therapy in reducing pain, swelling, and trismus following third molar extraction surgery. *Int J Oral Maxillofac Surg.* 2016;45:392-8.
31. Gaspani L, Limiroli E, Ferrario P, Bianchi M. In vivo and in vitro Effects of Bromelain on PGE2 and SP Concentrations in the Inflammatory Exudate in Rats. *Pharmacology.* 2002;65:83-6.
32. Kumakura S, Yamashita M, Tsurufuji S. Effect of bromelain on kaolin-induced inflammation in rats. *Eur J Pharmacol.* 1988;150:295-301.
33. Lotz-Winter H. On the pharmacology of bromelain: an update with special regard to animal studies on dose-dependent effects. *Planta Med.* 1990;56:249-53.
34. Hale LP, Greer PK, Trinh CT, James CL. Proteinase activity and stability of natural bromelain preparations. *Int Immunopharmacol.* 2005;5:783-93.
35. de Lencastre Novaes LC, Jozala AF, Lopes AM, de Carvalho Santos-Ebinuma V, Mazzola PG, Pessoa Junior A. Stability, purification, and applications of bromelain: A review. *Biotechnol Prog.* 2016;32:5-13.

#### **Conflict of interest**

The authors have declared that no conflict of interest exist.

#### **Source of funding**

No.